Lesson 1







*We say **E flat**, but the music says **flat E**.*

Looking Down

CD #1 Tracks **1** (♩=104), **21** (♩=92), **42** (solos)
Intro: 4 measures (no repeats or intros on solos)

This is a new measure, so we have to use a flat sign the first time the note E♭ happens.



*The flat sign on the first note applies not only to that note, but every time that note comes **in the same measure**. All the notes in this measure are E♭.*

*Notice the **repeat sign** (go back to the beginning and play the line again)*

Looking Up

CD #1 Tracks **2** (♩=104), **22** (♩=92), **42** (solos)
Intro: 4 measures (no repeats or intros on solos)



Try for Three

CD #1 Tracks **3** (♩=104), **23** (♩=96), **43** (solos)
Intro: 2 measures (no repeats or intros on solos)

*This song starts with a **mi re do** pattern. A song is in the **Key of E♭** when **do** is E♭*



*A **key signature** indicates which notes are flat or sharp throughout a piece. Our first songs are all in the **Key of E♭**, which has three flats. The second flat is E♭, and means that all E's are automatically flat in this line, without putting a flat sign in front of each note. The other flats apply to notes we will learn later.*

Good to be Home

CD #1 Tracks **4** (♩=92), **24** (♩=80), **44** (solos)
Intro: 2 measures (no repeats or intros on solos)

*In the **Key of E♭**, the note E♭ feels like "home".*